MALE END VIEW	FEMALE END VIEW	PINOUT DIAGRAM
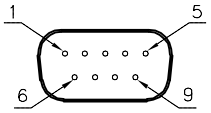	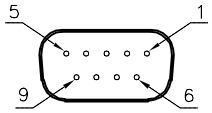	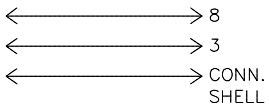
1=N/C 2=N/C 3=BUS_B (RED) 4=N/C 5=N/C 6=N/C 7=N/C 8=BUS_A (GREEN) 9=N/C	1=N/C 2=N/C 3=BUS_B (RED) 4=N/C 5=N/C 6=N/C 7=N/C 8=BUS_A (GREEN) 9=N/C	

SPECIFICATIONS

OUTER JACKET MATERIAL/COLOR	TPU/PLUM
CONDUCTOR INSULATION MATERIAL	POLYETHYLENE
NUMBER OF CONDUCTORS [AWG]	2x22 AWG (SHIELDED DATA PAIR WITH DRAIN WIRE)
TEMPERATURE RANGE	0°C to +60°C (+32°F to +140°F)
PROTECTION CLASS	MEETS IEC IP20
INCLUDES PROFIBUS TERMINATING RESISTOR	YES

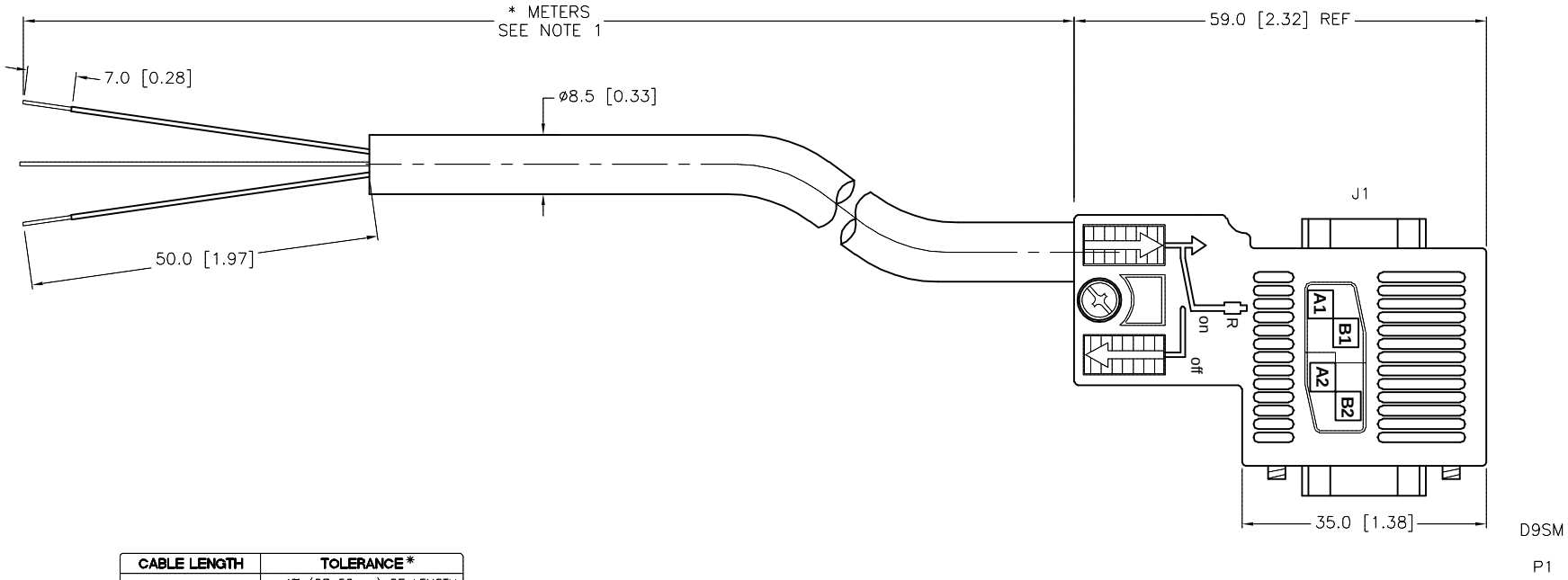

CABLE LENGTH	TOLERANCE *
ALL LENGTHS	+ 4% (OR 50mm) OF LENGTH − 0% (OR 0mm) OF LENGTH WHICHEVER IS GREATER
STRIP LENGTH	**TOLERANCE ***
0–7mm	±0.5mm
8–29mm	±1.0mm
30–49mm	±2.0mm
50–69mm	±3.0mm
70–100mm	±4.0mm
OVER 100mm	±5.0mm
* UNLESS OTHERWISE SPECIFIED	

SOURCE DRAWING - FOR REFERENCE ONLY

NOTES:

1. "*" INDICATES CABLE LENGTH IN METERS. CONTACT TURCK TO ORDER SPECIFIC LENGTHS.

REV	DESCRIPTION	BY	DATE	ECO NO.
A	DRAWING RELEASE	NF	05/29/18	

RELATED DOCUMENTS
1.
2.
3.
4.

3RD ANGLE PROJECTION

THIS DRAWING IS CONFIDENTIAL AND THE PROPERTY OF TURCK INC. USE OF THIS DOCUMENT WITHOUT WRITTEN PERMISSION IS PROHIBITED.

TURCK

3000 CAMPUS DRIVE
MINNEAPOLIS, MN 55441
1-800-544-7769
(763) 553-7300
(763) 553-0708 fax
www.turck.us

MATERIAL

FINISH

ALL DIMENSIONS DISPLAYED ON THIS DRAWING ARE FOR REFERENCE ONLY

CONTACT TURCK FOR MORE INFORMATION

DRFT NF | DATE 05/21/18
APVD T.V. | SCALE 1=1.0

UNIT OF MEASUREMENT
MILLIMETER [INCH]
DO NOT SCALE THIS DRAWING

DESCRIPTION
D9SM/T 458-*M

IDENTIFICATION NO.

REV A

FILE: 777017901

SHEET 1 OF 1

Approved 05/21/2018, work order #164989 by T.V.